

4

3

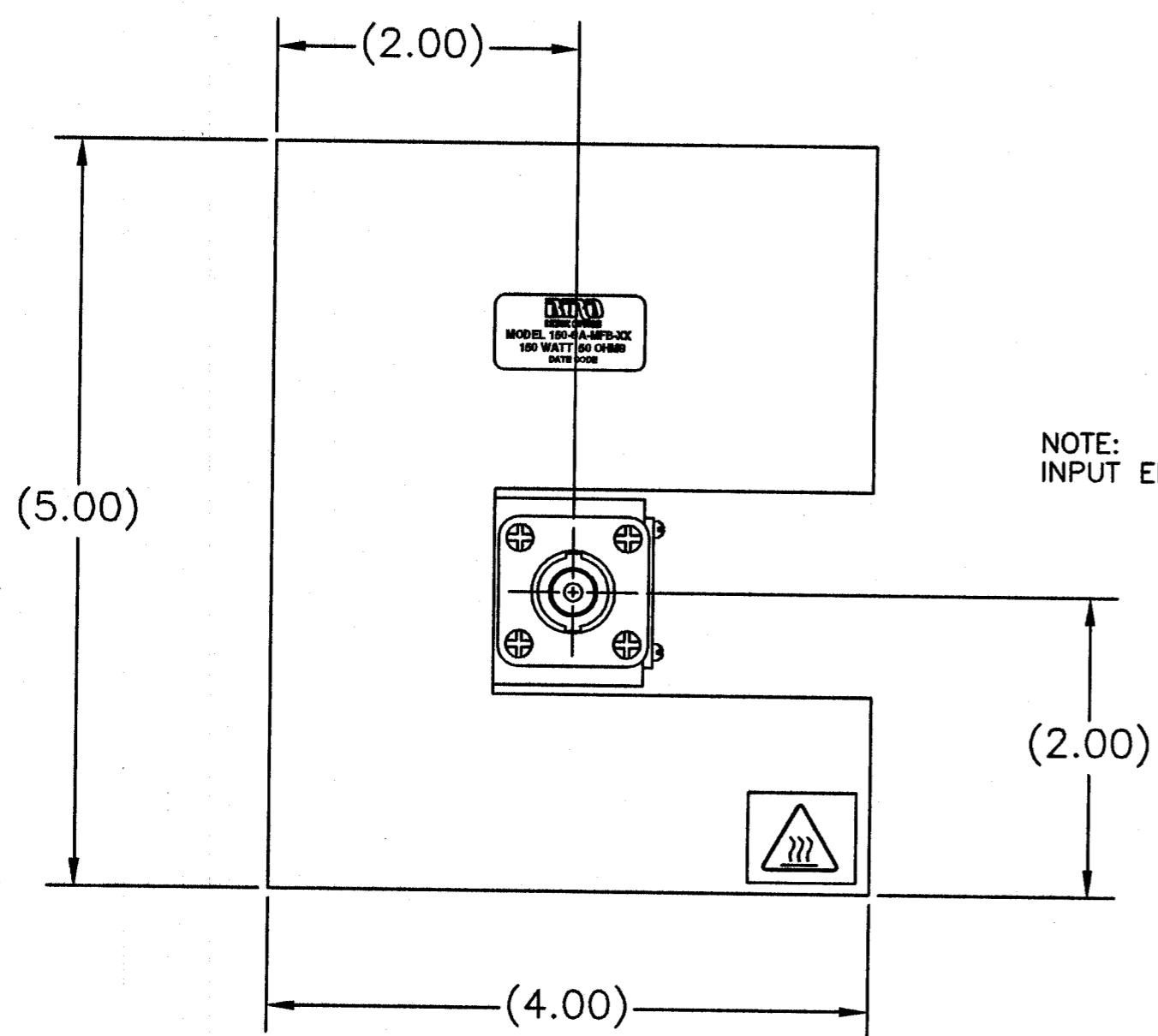
2

1

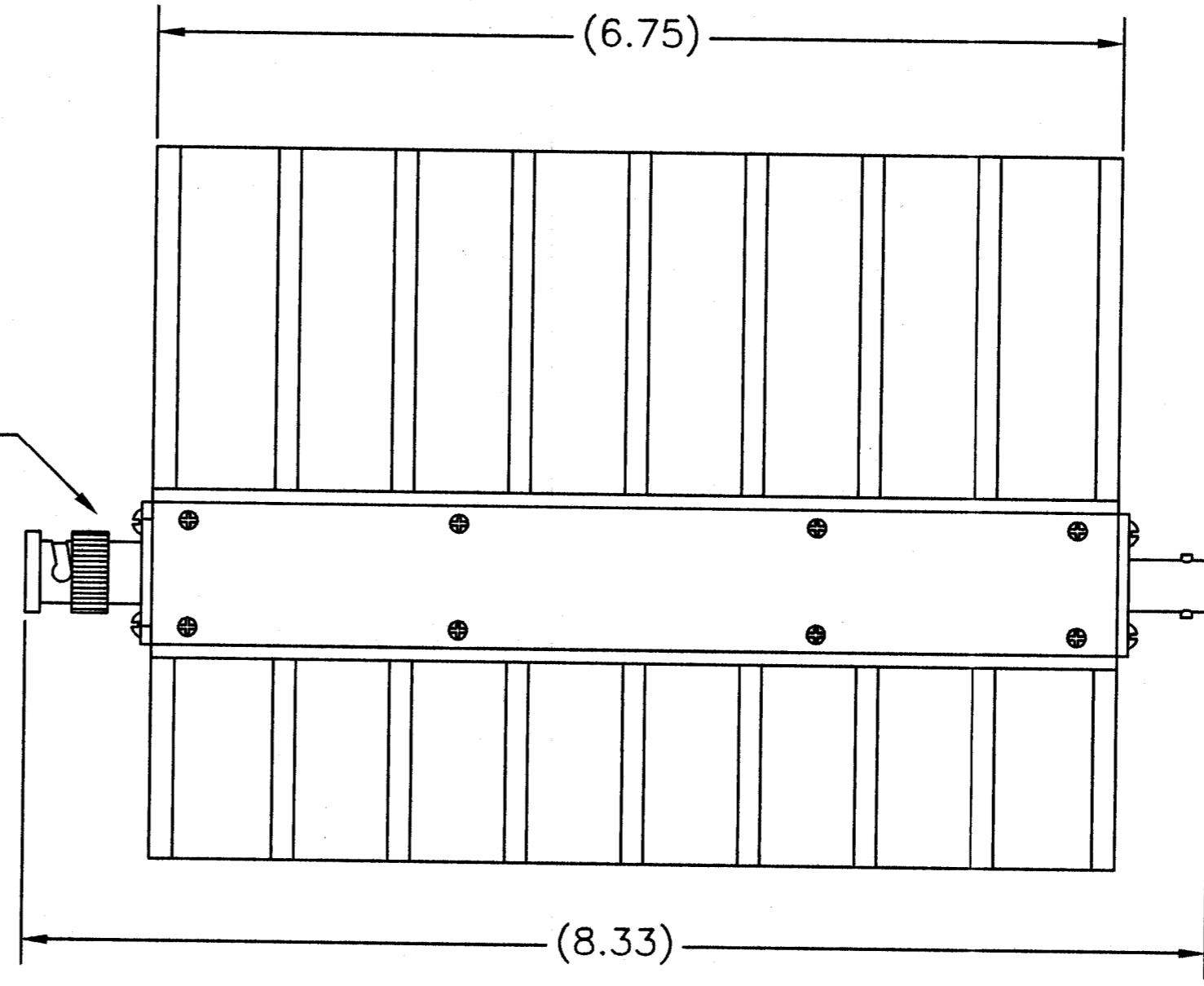
NOTES:

- ☑ 1. PART MUST BE BURR FREE.
- ☑ 2. CHAMFER 1st THREAD.
- ☑ 3. 63 MICRINCH UNLESS OTHERWISE SPECIFIED.
- ☐ 4. PER BPS
- ☑ 5. .005 RADIUS ON ALL INSIDE & OUTSIDE CORNERS UNLESS OTHERWISE SPECIFIED.

REVISIONS		DWG. NO.	150-SA-MFB-XX	SHEET	REV
ZONE	REV	DESCRIPTION	DATE	APPROVED	
	A	RELEASED TO PRODUCTION	12-14-98	MRJ	



NOTE: INPUT END



SPECIFICATIONS:

IMPEDANCE: 50 OHMS NOMINAL  
 FREQUENCY RANGE: DC TO 2.4GHz  
 VSWR: DC TO 1GHz AT 1.10:1 MAX.  
 1GHz TO 2.4GHz AT 1.25:1 MAX.  
 POWER RATING: 150 WATTS MAX. @ 40°C.  
 180 WATTS MAX. @ 25°C.  
 COOLING FIN: ALUMINUM, BLACK ANODIZED  
 HEAT SPREADER: ALUMINUM, TRI-ALLOY PLATED  
 CONNECTORS: BNC MALE/FEMALE  
 OPERATING POSITION: VERTICALLY  
 NOMINAL SIZE: APPROX. 8.33" L. X 5.00" H X 4.00" W  
 WEIGHT: APPROX. 5.5 LBS.

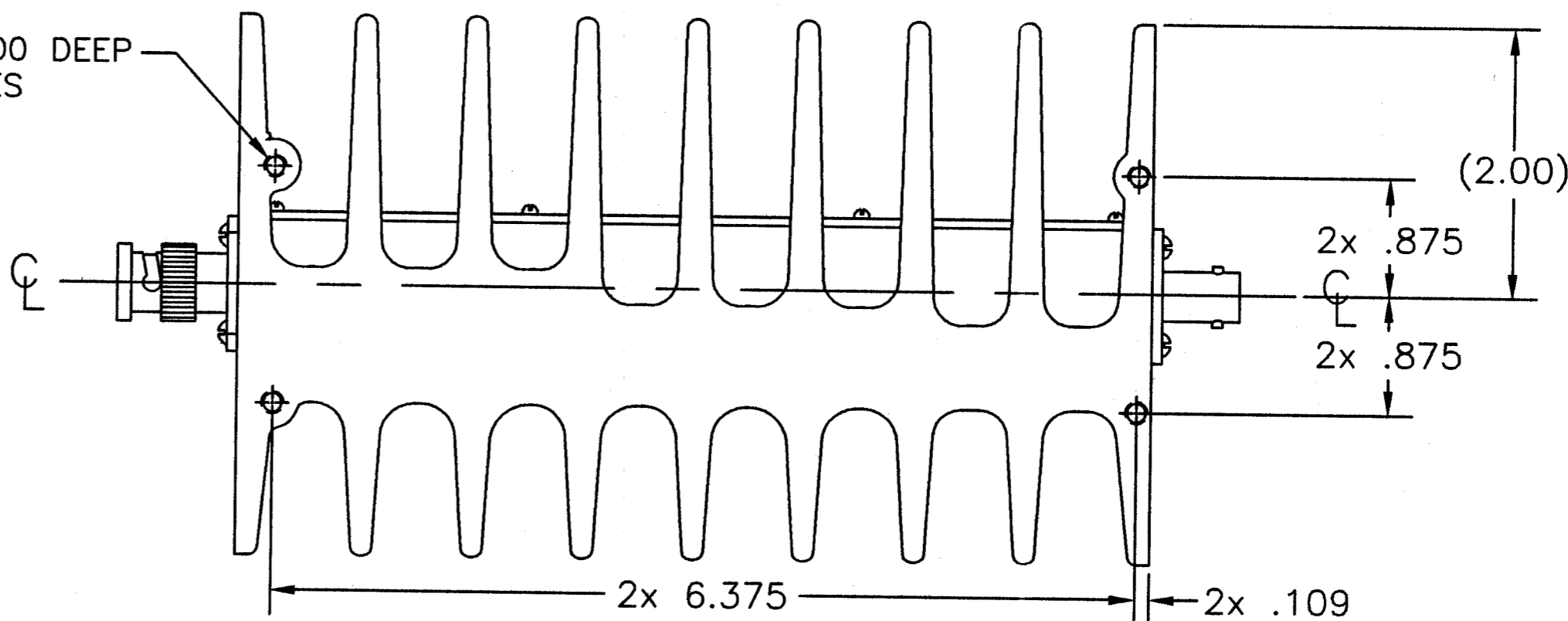
XX = DASH NUMBER (dB VALUE)

-30	30	±0.8 dB	±1.3 dB
-20	20	±0.5 dB	±1.0 dB
-10	10	±0.4 dB	±0.8 dB
-06	6	±0.4 dB	±0.6 dB
-03	3	±0.3 dB	±0.5 dB
-02	2	±0.3 dB	±0.5 dB
-01	1	±0.3 dB	±0.5 dB
DASH NO.	dB ATTEN.	DC - 1GHz ATTENUATOR	1 - 2.4GHz ACCURACY ±dB

NOTE:

FOR VALUES NOT LISTED, REFER TO THE NEXT HIGHER ATTENUATION LEVEL FOR SPECIFICATIONS. FOR ATTENUATION VALUES GREATER THAN THE HIGHEST LISTED ATTENUATION VALUE, REFER TO THE VALUE 1/2 THE DESIRED ATTENUATION LEVEL, THEN DOUBLE THE LISTED SPECIFICATION VALUES, UNLESS OTHERWISE SPECIFIED.

4x 8-32UNC-2B x .200 DEEP MOUNTING HOLES



UNLESS OTHERWISE SPECIFIED DIMENSIONS ARE IN INCHES  
 TOLERANCES ARE:  
 FRACTIONS DECIMALS ANGLES  
 ± 1/64 .001 ± 30°  
 .005 ± .000 ± .005  
 DO NOT SCALE DRAWING

MILLIMETERS  
 .X = ±.4  
 .XX = ±.12  
 THIS DRAWING IS THE PROPERTY OF THE BIRD ELECTRONIC CORPORATION. THE DESIGNS AND SPECIFICATIONS DISCLOSED HEREON ARE PROPRIETARY AND SHALL NOT BE REPRODUCED, NOR COPIED, NOR USED AS THE BASIS FOR THE MANUFACTURE OR SALE OF APPARATUS OR DEVICES WITHOUT THEIR EXPRESS WRITTEN CONSENT.



MATERIAL	APPROVALS	DATE	TITLE
	D.M.RINK	4-3-03	ATTENUATOR, CONVECTION COOLED BNC MALE/FEMALE, 150W
FINISH	CHECKED	APPROVED	SIZE FSCM NO. DWG. NO. REV
		MRJ	C 70998 150-SA-MFB-XX A
			SCALE 1:1 COMM CODE AT1 SHEET 1 OF 1

4

3

2

1